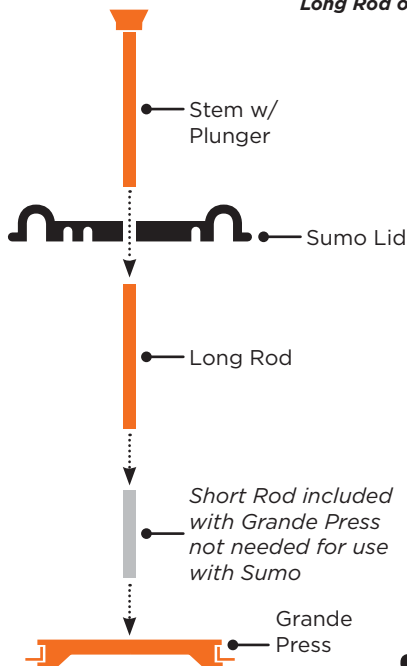


▶ HOW TO ASSEMBLE, USE AND PACK  
YOUR SILICONE COFFEE PRESS

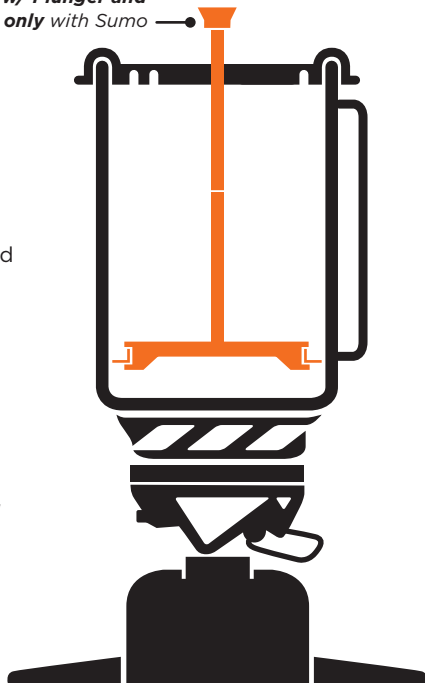
# IN A SUMO



Use *Stem w/ Plunger and Long Rod only* with Sumo

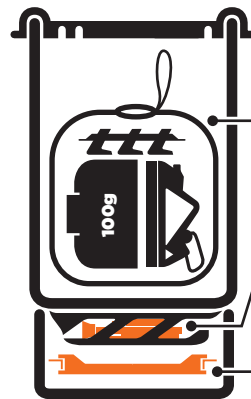


**COMPONENTS**



**IN USE**

## PACKED OPTION A



*Pot Support, Fuel Canister and Stove store together in Pack Bag*

*Stem w/ Plunger and Rods pack into Burner Base*

*Grande Coffee Press stores UPSIDE-DOWN*

## PACKED OPTION B



*Pot Support, Fuel Canister and Stove store together in Pack Bag*

*Stem w/ Plunger and Rods pack into Burner Base*

*Grande Coffee Press stores UPSIDE-DOWN*