

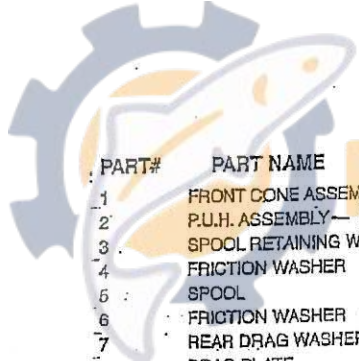
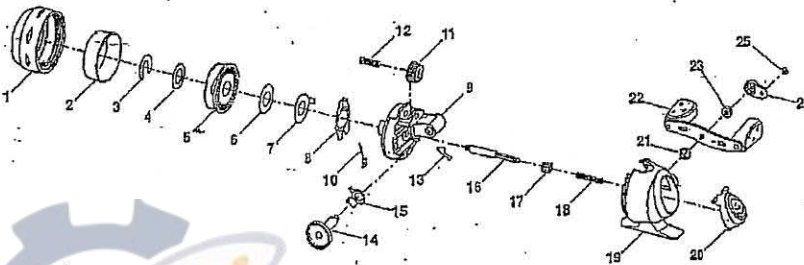
# Synergy Steel 6

SYN USC6

## Shakespeare® SYNERGY® STEEL™ 6 Parts List

Use this parts list for ordering replacement parts for your Shakespeare Reel. When ordering, please specify which reel you own and the model number printed on the reel body.


*newer  
has  
some  
part # 5*




# ReelSchematic

PART#	PART NAME		
1	FRONT CONE ASSEMBLY	14	DRIVE GEAR
2	P.U.H. ASSEMBLY - 1145745	15	A-R LEVER
3	SPOOL RETAINING WASHER	16	MAIN SHAFT
4	FRICTION WASHER	17	PINION
5	SPOOL	18	MAIN SHAFT SPRING
6	FRICTION WASHER	19	REAR COVER ASSEMBLY
7	REAR DRAG WASHER	20	THUMB LEVER
8	DRAG PLATE	21	BUSHING
9	FRAME	22	CRANK ARM ASSEMBLY
10	SPOOL CLICK SPRING	23	CRANK NUT
11	DRAG KNOB	24	CRANK NUT COVER
12	DRAG SCREW	25	SCREW - 1146178
13	ANTI-REVERSE PAWLE		

### Fishermen's Knots



Improved Clinch Knot - For tying on hooks, baits and swivels.



Blood Knot - For joining lines, leaders of same diameter.