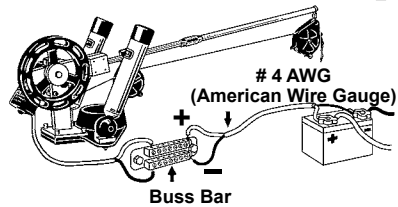


# WARRANTY NOTICE!

Incorrect wiring of your Brute ES will damage the circuit board of your downrigger and void your warranty. Always wire Positive (White) to Positive and Negative (Black) to Negative as shown below...

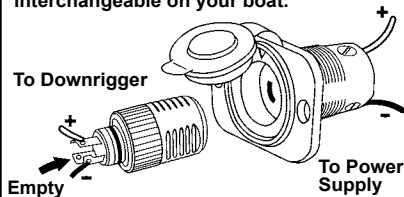


To keep your warranty valid... When connecting your Brute ES to the power supply, follow one of the following methods:

**1. If your battery is less than 6 feet away from the battery:**  
You may connect your downrigger cable directly to the battery. Connect the White Wire (+) to the Positive Post (+) and the Black Wire (-) to the Negative Post (-).

**2. If your battery is more than 6 feet away from the battery:**  
We recommend that you use #4AWG to #6AWG wire to connect your battery to a 30 amp buss bar or a 30 amp connector as shown below. Connect your downrigger's power cable to the buss bar or connector as shown in these illustrations.

**TIP:** Take time to make sure that all Plugs, Receptacles and Downriggers are wired identically, so all downriggers are interchangeable on your boat.



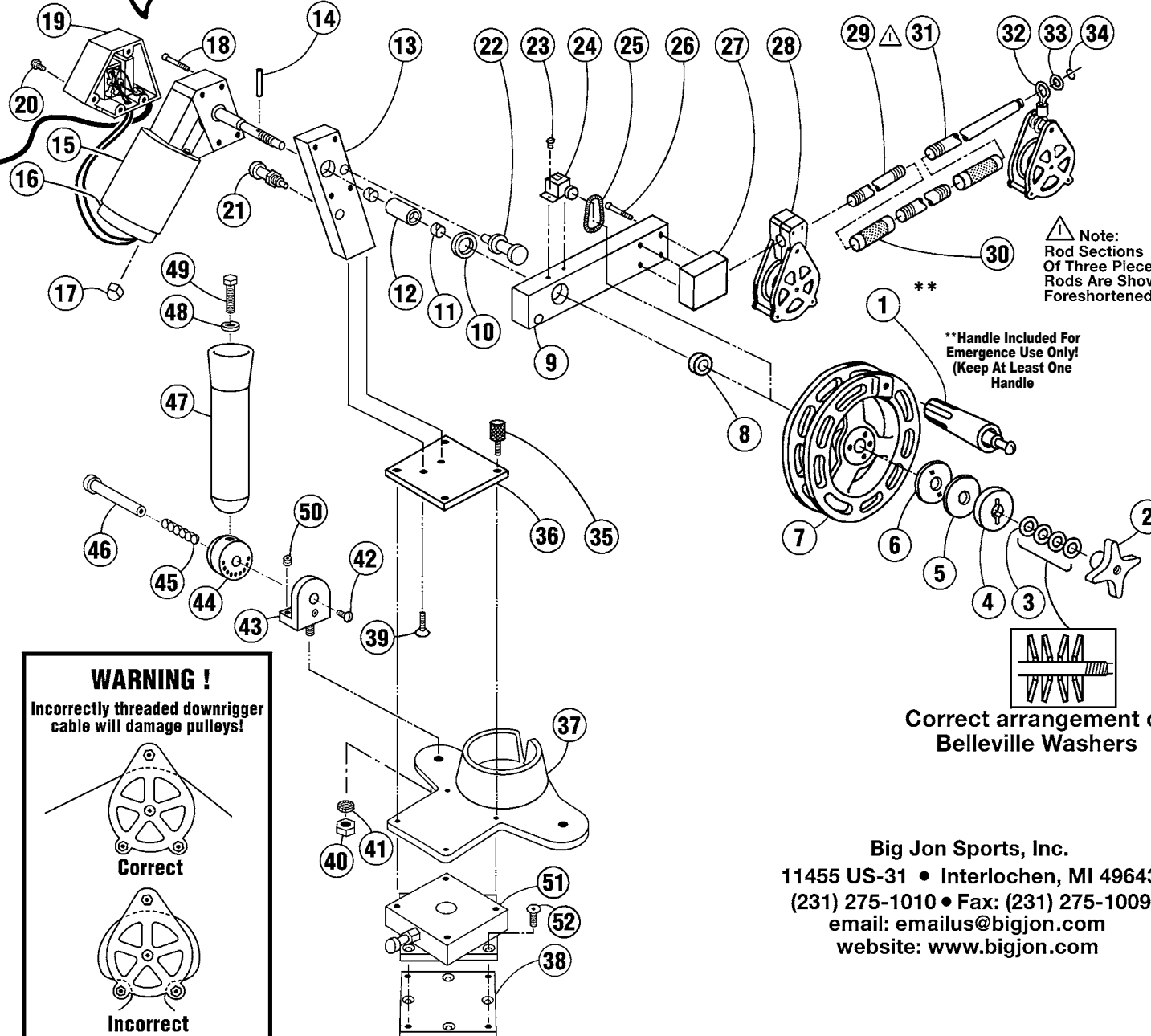
If You have an earlier model of the Brute ES, you can order the Plug and Receptacle Set by going on-line at:

[www.westmarine.com](http://www.westmarine.com)



# Brute ES

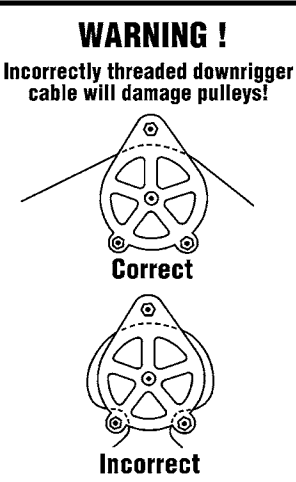
## Parts List ES01000



△ Note:  
Rod Sections  
Of Three Piece  
Rods Are Shown  
Foreshortened

\*\*Handle Included For  
Emergency Use Only!  
(Keep At Least One  
Handle

Correct arrangement of  
Belleville Washers



Detail No.	Description	Qty.	Order By Part No.
1	Handle**	1	HA101
2	Clutch Knob	1	51152
3	Belleville Washers	4	2231
4	Outer Clutch Disk (Slotted)	1	51093
5	Graphite Pad	1	2307
6	Inner Clutch Disk	1	51098
7	Reel	1	51164
8	Hardened Spacer	1	2238
9	Arm	1	51027
10	Nylon Spacer	1	51028
11	Nyliner Bushing	2	2230
12	Pivot Sleeve	1	51083
13	Upright	1	51013
14	3/16 x 3/4 in. Dowel	1	2165
15	Motor/Gearbox Assembly	1	2202C
16	Motor End Cap	1	51166
17	10-32 Black Nylon Acorn Nuts	2	2136
18	1/4-20 x 2 in. SSSHC Screw	4	2011
19	Switchbox Assembly	1	51165ASM
20	8-32 x 3/8 in. Phillips Screws	4	2008
21	Latch Pin Assembly	1	51222
22	Stop Pin	1	51252
23	Counter Screws	2	2014
24	Counter	1	FC600ES
25	Counter Spring	1	2283
26	10-32 x 1-1/4 in. SSSCH Screws	4	2006
27	Rod Block	1	51018
28	Line Guide	1	BJ3049SRG
29	12 in. Rods	2	51048
30	Rod Collars	2	51044
31	18 in. End Rod	1	51125
32	5 Spoke Tip Assembly	1	BJ3049
33	Aluminum Tip Retainer	1	51043
34	Tip Retainer Ring	1	2181
35	1/4-20 x 1-1/8 in. SS Bolts	4	2016
36	Right Hand Base Plate	1	51003
37	Ball Cradle	1	52435
38	8 Hole Mounting Plate	1	51001
39	5/16-18 x 1 in. Upright Screws	2	2003
40	3/8 in. Jam Nuts	2	2113
41	3/8 in. Lock Washers	2	2237
42	1/4-20 x 3/8 in. Phillips Truss Head	2	2158
43	Multi-Set L-Brackets	2	55556
44	Multi-Set Barrels	2	55551
45	Multi-Set Springs	2	2600
46	1/2 in. x 2-1/4 in. Pivot Pins	2	55555
47	Multi-Set Tube Assembly	2	51221
48	1/2 in. Lock Washers	2	2241
49	1/2-20 HHCS Bolt	2	2351
50	1/4-20 Set Screws	2	2261
51	Swivel Base	1	SMT1
52	1/4-20 x 5/8 in. Flat Head Screws	4	2013

Big Jon Sports, Inc.  
11455 US-31 • Interlochen, MI 49643  
(231) 275-1010 • Fax: (231) 275-1009  
email: [emailus@bigjon.com](mailto:emailus@bigjon.com)  
website: [www.bigjon.com](http://www.bigjon.com)