



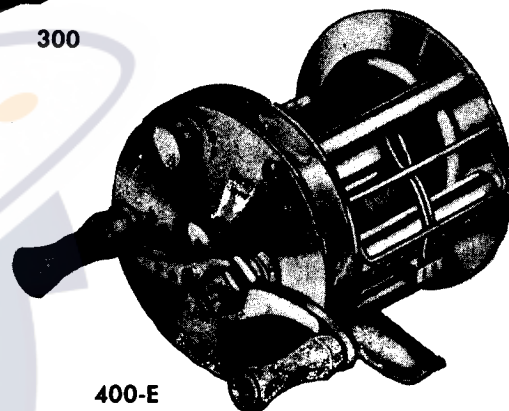
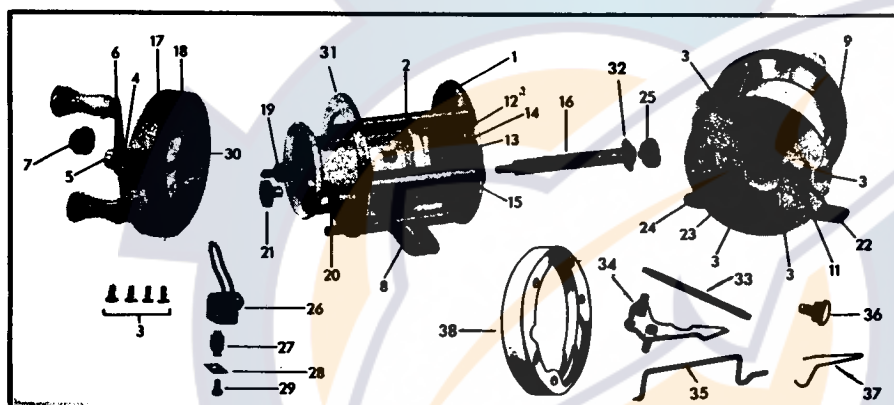
A. B. L. BAIT CAST REELS



1000



300



400-E

Diagram No.	Part Name	Reel 300		Reel 400-E		Reel 1000	
		Part No.	Price	Part No.	Price	Part No.	Price
1	Tail Plate Assembly	RB-36	\$.85	RB-36	\$.85	RD-36	\$1.15
2	Top Pillar	R-33	.20	R-33	.20	RA-33	.35
3	Pillar Screws	R-18	B840K .03	R-18	.03	R-18	.03
4	Gear Stem Bearing	RA-27	B514N .15	RA-27	.15	RC-27	.20
5	Crank Nut	R-11	B511K .20	R-11	.20	RC-11	.35
6	Crank Assembly	RB-12	.90	RC-12	1.10	RN-12	1.15
7	Head Spool Cap	RE-20	.30	RE-20	.30	R-20L	.60
8	Rod Clip	RB-31	.60	RB-31	.60	RC-31	.85
9	Side Pillar	R-32	.15	R-32	.15	RA-32	.30
10	Spool Assembly	R-19B	1.60	R-19B	1.60	RA-19	2.50
11	Click Button Stem	RA-26	E698 .02	RA-26	.02	RA-26	.02
12	Click Pawl	R-9	E340 .05	R-9	.05	R-9	.05
13	Click Spring	R-10	PB247 .10	R-10	.10	RB-10	.10
14	Spool Bushing Holder	R-35	B691 .10	R-35	.10	R-35	.10
15	Line Protector	RA-21	B813K .20	RA-21	.20	R-21	.20
16	Line Carriage Screw	RC-7	B1910K .40	RC-7	.40	RJ-7	.55
17	Drive Gear	R-16	B1962 2.5	R-16	.25	RL-15	1.00
18	Head Plate (Outside Assembly)	RB-28	(Without Stem) 1.70	RC-28	(Without Stem) 1.45	RE-28	1.90
19	Spool Pinion	RA-17	(Head Cap) E1937 .30	RA-17	.30	RA-17	.30
20	Spool Arbor			RA-34	.40		
21	Carriage Screw Pinion	R-8	B564 .10	R-8	.10	RD-8	.45
22	Click Button	R-37	B708K .10	R-37	.10	R-37	.10
23	Tail Spool Cap (Speed Control Knob)	R-20T	.25	R-20T	.25	RA-20L	.65
24	Click Spring Rivet	CB-43	.03	CB-43	.03	CB-43	.03
25	Carriage Screw Bushing Cap					RA-25	.45
26	Line Carriage	RC-3	.35	RC-3	.35	RD-3	.55
27	Carriage Pawl	R-4	E2551CA .15	R-4	.15	R-4	.15
28	Carriage Pawl Retainer	R-5	B1022K .05	R-5	.05	R-5	.05
29	Carriage Pawl Retainer Screw	R-6	B1012K .03	R-6	.03	R-6	.03
30	Gear Bridge					RA-22	.70
31	Head Ring Assembly (With Rod Clip and Pillars)	RB-29	2.85	RC-29	2.85	RE-29	2.15
32	Carriage Screw Tail Bushing					R-24	.20
33	Bail Wire Pillar	R-23	.15	R-23	.15	RA-23	.15
34	Drag Lever	R-14	.25	R-14	.25	RB-14	.30
35	Bail Wire	R-1	.10	R-1	.10	RA-1	.10
36	Drag Adjusting Nut	R-38	.35	R-38	.35	RA-38	.45
37	Drag Spring	R-13	.05	RA-13	.05	RA-13	.05
38	Plastic Head Ring			R-30	.75	RA-30	.75

IMPORTANT: There are many models of South Bend bait casting reels now in use, e.g. 1000 A, 1000 B, 15 A, B and C, etc. As many of the parts are not interchangeable, it is of the utmost importance that the REEL MODEL NUMBER be included when ordering parts.

DISASSEMBLY: Three-piece take-down construction makes disassembly and reassembly simple. Removal of the four Pillar Screws (3) located around the outer edge of the Head Cap (crank side of reel) makes all assemblies accessible.

The Pawl (27) can be withdrawn from the Line Carriage (26) by removing the Screw (29) and Retainer (28) on the bottom of the Line Carriage.

Numbers shown in red common to both South Bend and Shakespeare.

NOTE: When ordering parts, give reel part name, reel number and model.