

BAIT CAST REELS


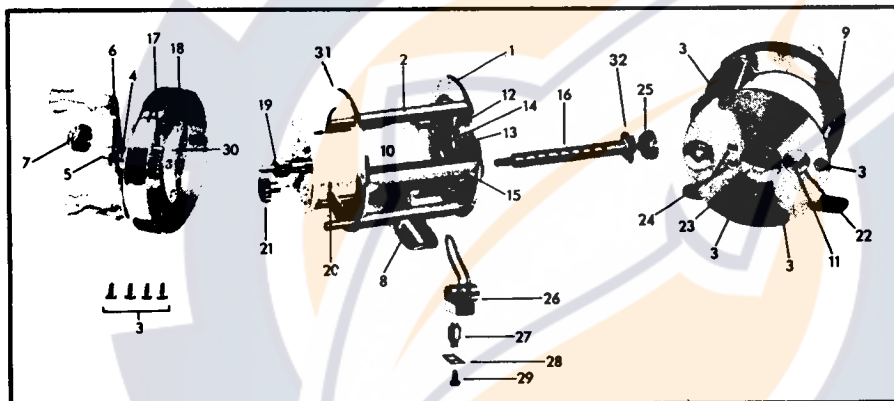




Diagram No.	Part Name	Reel 15		Reel 20		Reel 300A	
		Part No.	Price	Part No.	Price	Part No.	Price
1	Frame Assembly Complete	R-36	\$2.75	RA-36	\$3.25	300AFRM.	\$3.70
2	Top Pillar	R-33	.20	R-33	.20	R-33	.20
3	Pillar Screw	R-18	.03	R-18	.03	R-18	.03
4	Gear Stem Bearing	R-27	B3896N	RA-27	.15	RA-27	B514N
5	Crank Nut	R-11	B511K	R-11	.20	R-11	B511K
6	Crank Assembly	RA-12	QP518K	RA-12	.90	RB-12A	
7	Head Spool Cap	RE-20	B3681K	RE-20	.90	RE-20	1.00
8	Red Clip	R-31		RA-31	.60	RB-31	B1237K
9	Side Pillar	R-32	.15	R-32	.15	R-32	B1806RNC
10	Spool Assembly	RR-191	KEA3899	R-19C	1.15	R-19C	
11	Click Button Stem	RA-26	E698	RA-26	.02	RA-26	E698
12	Click Pawl	R-9	E340	R-9	.05	R-9	E340
13	Click Spring	R-10	PB247	R-10	.10	R-10	PB247
14	Spool Bushing Head	R-35B		R-35B	.10	R-35B	
14T	Spool Bushing Tail	R-35A		R-35A	.10	R-35	B691
15	Line Protector	RA-21	B813K	RA-21	.20	RA-21	B813K
16	Line Carriage Screw	RQ-7	B3914K	RQ-7	.40	RQ-7	B3914K
17	Drive Gear Without Stem	R-16	B1962	R-16	.25	R-16	B1962
18	Head Cap Assembly	R-28	1.00	RA-28	1.10		
18P	Head Plate Assembly					RK-28	1.05
19	Spool Pinion	RA-17	E1937	RA-17	.30	RA-17	E1937
21	Carriage Screw Pinion	R-8	B564	R-8	.10	R-8	B564
22	Click Button	R-37	B708K	R-37	.10	R-37	B708K
23	Tail Spool Cap	RF-20T	B3913NQ	R-20	.45	R-20	B2896KQ
24	Click Spring Rivet	C-43		C-43	.03	C-43	
26	Line Carriage	R-3	MB1073K	R-3	.35	R-3	MB1073K
27	Carriage Pawl	R-4	E2551CA	R-4	.15	R-4	E2551CA
28	Carriage Pawl Retainer	R-5	B1022K	R-5	.05	R-5	B1022K
29	Carriage Pawl Retainer Screw	R-6	B1012K	R-6	.03	R-6	B1012K
38	Head Ring Plastic					R-30	.75
73	Crank Handle	RD-39	QP364	RD-39	.25	RB-39	.25
74	Crank Handle Stud	R-40	B313K	R-40	.10	R-40	B313K
75	Drive Gear Pinion	RD-16	B563	RD-16	.15	RD-16	B563
76	Drive Gear Stem	RC-16	NE513	RC-16	.45	RC-16	NE513

IMPORTANT: There are many models of South Bend bait casting reels now in use, e.g. 1000 A, 1000 B, 15 A, B and C, etc. As many of the parts are not interchangeable, it is of the utmost importance that the REEL MODEL NUMBER be included when ordering parts.

DISASSEMBLY: Three-piece take-down construction makes disassembly and reassembly simple. Removal of the four Pillar Screws (3) located around the outer edge of the Head Cap (crank side of reel) makes all assemblies accessible.

The Pawl (27) can be withdrawn from the Line Carriage (26) by removing the Screw (29) and Retainer (28) on the bottom of the Line Carriage.

Numbers shown in red common to both South Bend and Shakespeare.

NOTE: When ordering parts, give reel part name, reel number and model.