
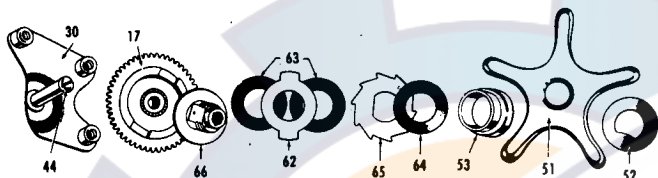
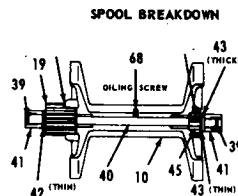


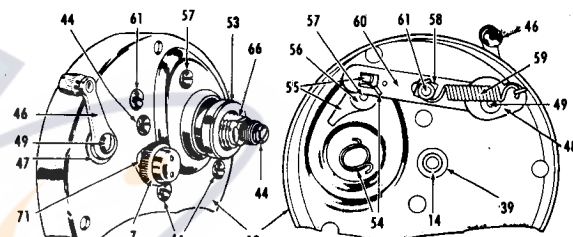
# STAR DRAG TROLLING REEL



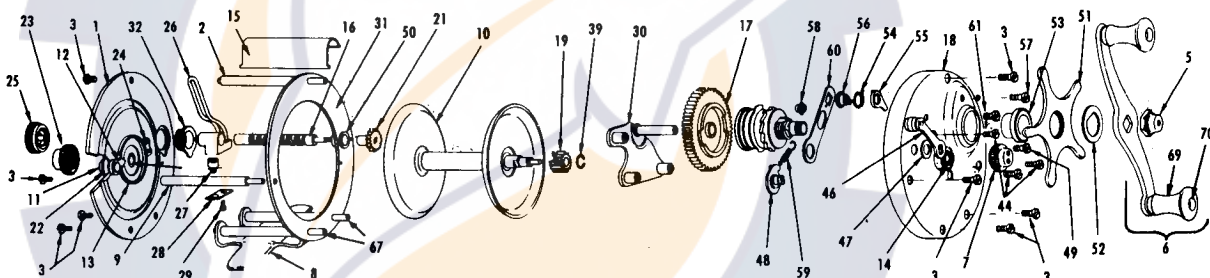
920 TROLLING REEL



DRIVE GEAR AND STAR DRAG PARTS



THROWOUT PARTS FOR NON-REVERSING CRANK



| Diagram No. | Part Name                       | Reel 920 |          |        | Diagram No. | Part Name                     | Reel 920 |          |       |
|-------------|---------------------------------|----------|----------|--------|-------------|-------------------------------|----------|----------|-------|
|             |                                 | Part No. |          | Price  |             |                               | Part No. |          | Price |
| 1           | Tail Plate Assembly             | RH-36    | B5283CNK | \$2.10 | 41          | Spool Axis Bushing            | R-53     |          | .25   |
| 2           | Top Pillar                      | RA-33    | B1241K   | .35    | 42          | Spool Thrust Washer — Thin    | R-54     | NE5280   | .05   |
| 3           | Pillar Screw                    | R-18     | B840K    | .03    | 43          | Spool Thrust Washer — Thick   | RA-54    | N5281    | .05   |
| 5           | Crank Nut Assembly              | RD-11    | B2993N   | .40    | 44          | Bridge Screw                  | R-2      | N5282    | .03   |
| 6           | Crank Assembly                  | RT-12    | BP3183K  | 1.90   | 45          | Click Ratchet                 | R-50     | B-555K   | .25   |
| 7           | Spool Cap Assembly (Head)       | RG-20    | B5262K   | 1.45   | 46          | Throw Out Lever Assembly      | R-55     | E4977    | .30   |
| 8           | Rod Clip                        | RE-31    | B4050K   | .45    | 47          | Throw Out Lever Washer        | R-56     | B795K    | .10   |
| 9           | Side Pillar                     | RA-32    | B1242K   | .30    | 48          | Throw Out Lever Cam. Assembly | R-57     | B107K    | .45   |
| 10          | Spool Assembly                  | RW-19    |          | 4.05   | 49          | Throw Out Lever Screw         | R-2      | B685     | .03   |
| 11          | Click Button Stem               | RB-26    | E-S18    | .10    | 50          | Carriage Screw Head Bushing   | RB-47    | B-555K   | .15   |
| 12          | Click Pawl                      | E1310    |          | .05    | 51          | Gear Drag Star                | RA-43    | PB919    | .85   |
| 13          | Click Spring                    | RA-10    | E1402    | .10    | 52          | Gear Drag Star Washer         | R-58     | B-S237K  | .10   |
| 14          | Spool Bushing Insert            | RA-45    |          | .15    | 53          | Gear Drag Spacing Sleeve      | R-59     | PB-S340N | .25   |
| 15          | Line Protector                  | R-21     | B813K    | .20    | 54          | Gear Drag Pawl Spring         | R-60     | B3171N   | .15   |
| 16          | Line Carriage Screw             | RJ-7     | B928K    | .55    | 55          | Gear Drag Pawl                | R-62     | NE781    | .10   |
| 17          | Drive Gear Assembly             | RA-16    | B793     | 1.05   | 56          | Gear Drag Pawl Stud           | R-63     | E780     | .10   |
| 18          | Head Cap Assembly               | RH-28    |          | 2.85   | 57          | Gear Drag Pawl Screw          | R-2      | B783     | .03   |
| 19          | Spool Pinion                    | RK-17    | E4978    | .40    | 58          | Gear Drag Slide Nut           | R-65     | B-555K   | .10   |
| 21          | Carriage Screw Pinion           | RD-8     | PB929    | .40    | 59          | Gear Drag Throw Out Spring    | R-64     | B790     | .15   |
| 22          | Click Button                    | RA-37    | B-S17N   | .10    | 60          | Gear Drag Throw Out Slide     | R-66     | NE910    | .10   |
| 23          | Spool Cap Assembly (Tail)       | RG-20T   | B5270K   | .55    | 61          | Gear Drag Slide Screw         | R-2      | B789     | .03   |
| 24          | Click Spring Rivet              | CC-43    |          | .03    | 62          | Gear Drag Eared Washer        | R-67     | B-555K   | .10   |
| 25          | Carriage Screw Tail Bushing Cap | RA-25    | B962K    | .45    | 63          | Gear Drag Friction Washer     | R-68     | PB779    | .03   |
| 26          | Carriage                        | RB-3     | MB2705K  | .85    | 64          | Gear Drag Spring Washer       | R-69     | FR-S232  | .10   |
| 27          | Carriage Pawl                   | R-4      | E2551CA  | .15    | 65          | Gear Drag Ratchet             | R-70     | PB-S264  | .15   |
| 28          | Carriage Pawl Retainer          | R-5      | B1022K   | .05    | 66          | Drive Gear Stem               | RE-16    | B784     | .95   |
| 29          | Carriage Pawl Retainer Screw    | R-6      | B1012K   | .03    | 67          | Bottom Pillar Use with RE-31  | R-71     | B3169    | .30   |
| 30          | Bridge Assembly                 | RE-22    |          | 1.50   | 68          | Line Hole Screw               | R-72     | B4051K   | .10   |
| 31          | Head Ring Assembly              | RJ-29    |          | 2.15   | 69          | Crank Handle                  | RA-39    | A4045    | .55   |
| 32          | Carriage Screw Tail Bushing     | R-24     | B958N    | .20    | 70          | Crank Stud                    | RA-40    | BP2891   | .15   |
| 39          | Spool Pinion Ring               | R-51     | PB96     | .02    | 71          | Spool Cap Friction Grip       | R-73     | B-S120   | .02   |
| 40          | Spool Axis                      | R-52     | NE5279   | .25    |             |                               |          |          |       |

### OILING and GREASING

**OILING** your reel is necessary to insure proper operation and performance satisfaction. Oil parts indicated in diagram above. A light household oil is recommended.

**GREASING** is also necessary for proper reel performance. Using a light grease, such as Lubriplate, grease parts as indicated in diagram.

It is a good policy to take good care of your tackle. At the end of a fishing season disassemble your reel, clean thoroughly with a grease solvent, grease and oil the parts and reassemble. At the same time check parts for wear and replace worn parts. (See How to Order Repair Parts for buying new parts.)

Numbers shown in red common to both South Bend and Shakespeare.

**NOTE: When ordering parts, give reel part name, reel number and model.**